

DILIM

Designed by
Gernot Oberfell and Jan Wertel



VALUE PROPOSAL



Dilim is a versatile modular sofa designed for offices, bars, hotels, and waiting areas. Its customizable options empower designers to creatively explore a myriad of colored fabric combinations. With varied sizes and configurations, including a back-to-back version for offices or waiting areas, Dilim effortlessly caters to diverse demands, seamlessly integrating with other furniture systems for a stylish and functional solution.

DILIM

Designed by
Gernot Oberfell and Jan Wertel

PRODUCTION TIME



6-8 weeks + Shipping

ASSEMBLY NOTES



The product is delivered assembled.

WARRANTY



The warranty period shall be two years as of the date of delivery of the product.

Any malfunction that arises out of such use of the product that is in breach of the requirements and specifications set forth within the relevant user's manual shall be excluded from the warranty scope.

Warranty does not apply to customer's own fabric, leather, or other materials.

CLEANING & MAINTENANCE



Clean with a damp cloth with no chemical agents.

The maintenance and cleaning instructions for fabric, wood, marble, glass, metal and plastic used in our products are available in the cleaning and maintenance manual.

*Please scan the QR code to see the cleaning and maintenance manual.



COLORS & MATERIALS



Seat: Selected fabrics

Glide: Black plastic

Dilim series supports following upholsteries of the Koleksiyon colours and materials catalogue.
Please scan the QR code to see the fabric information.



Fabrics

- B** Era
Alba
- C** Jet
Torino
Furnilana
- D** Main Line Flax
Synergy
- E** Matera

Each seat in a product can be specified as different fabrics from the same fabric category.



ADS 55 KLTK



ADS 105 KNP



ADS 140 KNP



ADS 175 KNP



ADS 210 KNP




ADS 105 + DK




DK + ADS 105



DK + ADS 175 + DK



DK + ADS 210 + DK



DK + ADS 245 + DK



CT 140 KNP



CT 175 KNP

TYOLOGY



YD02 YS140 YD02



YD02 YS175 YD02



AS 140 KNP



AS 175 KNP



PK + ADS 105



ADS 105 + PK



PK + ADS 105 + DK



DK + ADS 105 + PK



DK + ADS 105 + PK + ADS 105 + DK



DK + ADS 105 + PK + ADS 140 + DK



DK + ADS 140 + PK + ADS 105 + DK



RADS 74 KNP



RADS 143 KNP



RADS 203 KNP




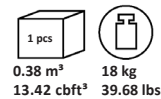
AGT 199 KNP

KLTK: Armchair **KNP:** Sofa **ADS:** Seat Width
DK: Regular Armchair **PK:** Armrest w/ electrical unit
CT: Double Sided Seat **YD02:** Side Panel **YS:** High Back (With Panel) **AS:** High Back (No Panels)
RADS: Radial Seat (Inward Angle) **AGT:** Radial Seat (Outward Angle)

TECHNICAL DRAWINGS



DILIM S0 ADS55KLTK



Dimensions:

Overall Width: 555 mm / 21.85"

Overall Depth: 764 mm / 30"

Overall Height: 766 mm / 30.1"

Seat Depth: 585 mm / 23"

Seat Height: 440 mm / 17.3"

For COM: Customer's Own Material

2.5 meters / 2.73 yards of fabric required.

For each seat: 2.5 meters / 2.73 yards

Product Description:


Dilim units feature a steel structure interior frame. The MDF-core upholstery consists of various density foams and selected fabrics. The base features plastic glides in all models. Steel frame structure with upholstered injected polyurethane.

TECHNICAL DRAWINGS



DILIM S0 ADS105KNP

1 pcs
0.67 m³
23.66 cbft³ 35 kg
77.16 lbs



Dimensions:

Overall Width: 1050 mm / 41.3"
Overall Depth: 766 mm / 30.1"
Overall Height: 767 mm / 30.1"
Seat Depth: 612 mm / 24"
Seat Width: 350 mm / 13.7"
Seat Height: 440 mm / 17.3"

For COM: Customer's Own Material
 7.5 meters / 8.20 yards of fabric required.


For each seat: 2.5 meters / 2.73 yards

Product Description:

Dilim units feature a steel structure interior frame. The MDF-core upholstery consists of various density foams and selected fabrics. The base features plastic glides in all models.

DILIM S0 ADS140KNP

1 pcs
0.93 m³
32.84 cbft³ 41 kg
90.39 lbs



Dimensions:

Overall Width: 1400 mm / 55.1"
Overall Depth: 763 mm / 30"
Overall Height: 768 mm / 30.2"
Seat Depth: 612 mm / 24.0"
Seat Width: 350 mm / 13.7"
Seat Height: 440 mm / 17.3"

For COM: Customer's Own Material
 10 meters / 10.94 yards of fabric required.

For each seat: 2.5 meters / 2.73 yards


Product Description:

Dilim units feature a steel structure interior frame. The MDF-core upholstery consists of various density foams and selected fabrics. The base features plastic glides in all models.

TECHNICAL DRAWINGS



DILIM S0 ADS175KNP



1 pcs
1.15 m³
40.61 cbft³

49 kg
108.03 lbs

Dimensions:

- Overall Width:** 1750 mm / 68.9"
- Overall Depth:** 763 mm / 30"
- Overall Height:** 768 mm / 30.2"
- Seat Depth:** 612 mm / 24"
- Seat Width:** 350 mm / 13.7"
- Seat Height:** 440 mm / 17.3"

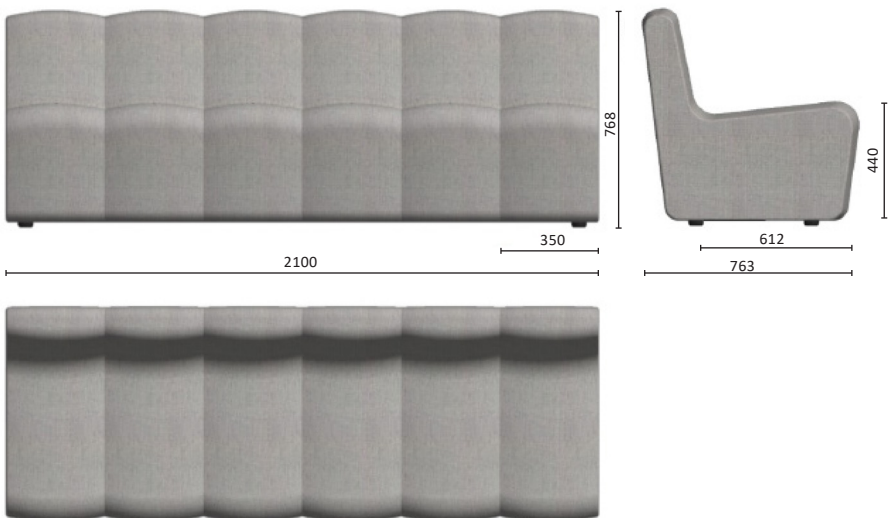
For COM: Customer's Own Material
12 meters/ 13.12 yards of fabric required.

For each seat: 2.5 meters / 2.73 yards

Product Description:

Dilim units feature a steel structure interior frame. The MDF-core upholstery consists of various density foams and selected fabrics. The base features plastic glides in all models.

DILIM S0 ADS210KNP



1 pcs
1.38 m³
48.73 cbft³

64 kg
141.09 lbs

Dimensions:

- Overall Width:** 2100 mm / 82.6"
- Overall Depth:** 763 mm / 30"
- Overall Height:** 768 mm / 30.2"
- Seat Depth:** 612 mm / 24"
- Seat Width:** 350 mm / 13.7"
- Seat Height:** 440 mm / 17.3"

For COM: Customer's Own Material
14.5 meters/ 15.86 yards of fabric required.

For each seat: 2.5 meters / 2.73 yards

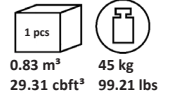

Product Description:

Dilim units feature a steel structure interior frame. The MDF-core upholstery consists of various density foams and selected fabrics. The base features plastic glides in all models.

TECHNICAL DRAWINGS



DILIM S0 DK+ADS105



Dimensions:

Overall Width: 1250 mm / 49.2"
Overall Depth: 765 mm / 30.1"
Overall Height: 768 mm / 30.2"
Seat Width: 1050 mm / 41.3"
Seat Depth: 612 mm / 24"
Seat Width: 350 mm / 13.7"
Seat Height: 440 mm / 17.3"
Arm Height: 635 mm / 25"
Arm Width: 200 mm / 7.8"

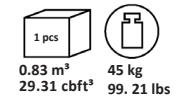

For COM: Customer's Own Material
8.5 meters / 9.30 yards of fabric required.

For each seat: 2.5 meters / 2.73 yards

Product Description:

Dilim units feature a steel structure interior frame. The MDF-core upholstery consists of various density foams and selected fabrics. The base features plastic glides in all models.

DILIM S0 ADS105+DK



Dimensions:

Overall Width: 1250 mm / 49.2"
Overall Depth: 766 mm / 30.1"
Overall Height: 768 mm / 30.2"
Seat Width: 1050 mm / 41.3"
Seat Depth: 612 mm / 24"
Seat Width: 350 mm / 13.7"
Seat Height: 440 mm / 17.3"
Arm Height: 635 mm / 25"
Arm Width: 200 mm / 7.8"

For COM: Customer's Own Material
8.5 meters / 9.30 yards of fabric required.

For each seat: 2.5 meters / 2.73 yards

Product Description:


Dilim units feature a steel structure interior frame. The MDF-core upholstery consists of various density foams and selected fabrics. The base features plastic glides in all models.

TECHNICAL DRAWINGS



DILIM S0 PK+ADS105

1 pcs
0.93 m³ 48 kg
32.84 cbft³ 105.82 lbs



Dimensions:

- Overall Width:** 1400 mm / 55.1"
- Overall Depth:** 766 mm / 30.1"
- Overall Height:** 768 mm / 30.2"
- Seat Width:** 1050 mm / 41.3"
- Seat Depth:** 612 mm / 24"
- Seat Width:** 350 mm / 13.7"
- Seat Height:** 440 mm / 17.3"
- Arm Height:** 635 mm / 25"
- Arm Width :** 350 mm / 13.7"

For COM: Customer's Own Material
9 meters/ 9.84 yards of fabric required.


For each seat: 2.5 meters / 2.73 yards

Product Description:

Dilim units feature a steel structure interior frame. The MDF-core upholstery consists of various density foams and selected fabrics. The base features plastic glides in all models. Electrical units feature 2 power outlets and 2 USB ports with a 220 V plug.

DILIM S0 ADS105+PK

1 pcs
0.93 m³ 48 kg
32.84 cbft³ 105.82 lbs



Dimensions:

- Overall Width:** 1400 mm / 55.1"
- Overall Depth:** 763 mm / 30"
- Overall Height:** 768 mm / 30.2"
- Seat Width:** 1050 mm / 41.3"
- Seat Depth:** 612 mm / 24"
- Seat Width:** 350 mm / 13.7"
- Seat Height:** 440 mm / 17.3"
- Arm Height:** 635 mm / 25"
- Arm Width:** 350 mm / 13.7"

For COM: Customer's Own Material
9 meters/ 9.84 yards of fabric required.

For each seat: 2.5 meters / 2.73 yards

Product Description:


Dilim units feature a steel structure interior frame. The MDF-core upholstery consists of various density foams and selected fabrics. The base features plastic glides in all models. Electrical units feature 2 power outlets and 2 USB ports with a 220 V plug.

TECHNICAL DRAWINGS



DILIM S0 PK+ADS105+DK

1 pcs
1.06 m³ 58 kg
37.43 cbft³ 127.87 lbs



Dimensions:

- Overall Width:** 1600 mm / 63"
- Overall Depth:** 766 mm / 30.1"
- Overall Height:** 768 mm / 30.2"
- Seat Width:** 1050 mm / 41.3"
- Seat Depth:** 612 mm / 24"
- Seat Height:** 440 mm / 17.3"
- Arm Height:** 635 mm / 25"
- Arm Width A :** 200 mm / 7.8"
- Arm Width B :** 350 mm / 13.7"

For COM: Customer's Own Material
10 meters/ 10.94 yards of fabric required.


For each seat: 2.5 meters / 2.73 yards

Product Description:

Dilim units feature a steel structure interior frame. The MDF-core upholstery consists of various density foams and selected fabrics. The base features plastic glides in all models. Electrical units feature 2 power outlets and 2 USB ports with a 220 V plug.

DILIM S0 DK+ADS105+PK

1 pcs
1.06 m³ 58 kg
37.43 cbft³ 127.87 lbs



Dimensions:

- Overall Width:** 1600 mm / 63"
- Overall Depth:** 767 mm / 30.2"
- Overall Height:** 768 mm / 30.2"
- Seat Width:** 1050 mm / 41.3"
- Seat Depth:** 612 mm / 24"
- Seat Height:** 440 mm / 17.3"
- Arm Height:** 635 mm / 25"
- Arm Width A :** 200 mm / 7.8"
- Arm Width B :** 350 mm / 13.7"

For COM: Customer's Own Material
10 meters/ 10.94 yards of fabric required.

For each seat: 2.5 meters / 2.73 yards

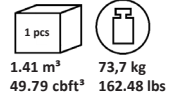

Product Description:

Dilim units feature a steel structure interior frame. The MDF-core upholstery consists of various density foams and selected fabrics. The base features plastic glides in all models. Electrical units feature 2 power outlets and 2 USB ports with a 220 V plug.

TECHNICAL DRAWINGS



DILIM S0 DK+ADS175+DK



Dimensions:

Overall Width: 2150 mm / 84.6"
Overall Depth: 765 mm / 30.1"
Overall Height: 768 mm / 30.2"
Seat Width: 1750 mm / 68.9"
Seat Depth: 612 mm / 24"
Seat Height: 440 mm / 17.3"
Arm Height: 635 mm / 25"
Arm Width : 200 mm / 7.8"

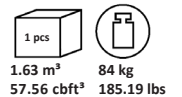

For COM: Customer's Own Material
14 meters/ 15.31 yards of fabric required.

For each seat: 2.5 meters / 2.73 yards

Product Description:

Dilim units feature a steel structure interior frame. The MDF-core upholstery consists of various density foams and selected fabrics. The base features plastic glides in all models.

DILIM S0 DK+ADS210+DK



Dimensions:

Overall Width: 2500 mm / 98.4"
Overall Depth: 765 mm / 30.1"
Overall Height: 768 mm / 30.2"
Seat Width: 2100 mm / 82.6"
Seat Depth: 612 mm / 24"
Seat Height: 440 mm / 17.3"
Arm Height: 635 mm / 25"
Arm Width : 200 mm / 7.8"

For COM: Customer's Own Material
16 meters/ 17.50 yards of fabric required.

For each seat: 2.5 meters / 2.73 yards


Product Description:

Dilim units feature a steel structure interior frame. The MDF-core upholstery consists of various density foams and selected fabrics. The base features plastic glides in all models.

TECHNICAL DRAWINGS



DILIM S0 DK+ADS245+DK



1 pcs
 1.86 m³ 85.7 kg
 65.68 cbft³ 188.93 lbs

Dimensions:

- Overall Width:** 2850 mm / 112.2"
- Overall Depth:** 765 mm / 30.1"
- Overall Height:** 768 mm / 30.2"
- Seat Width:** 2450 mm / 96.4"
- Seat Depth:** 612 mm / 24"
- Seat Width:** 350 mm / 13.7"
- Seat Height:** 440 mm / 17.3"
- Arm Height:** 635 mm / 25"
- Arm Width :** 200 mm / 7.8"


For COM: Customer's Own Material
 18 meters/ 19.68 yards of fabric required.

For each seat: 2.5 meters / 2.73 yards

Product Description:

Dilim units feature a steel structure interior frame. The MDF-core upholstery consists of various density foams and selected fabrics. The base features plastic glides in all models.

DILIM S0 DK+ADS140+PK+ADS105+DK



2 pcs
 2.11 m³ 109 kg
 74.51 cbft³ 240.30 lbs

Dimensions:

- Overall Width:** 3200 mm / 125.9"
- Overall Depth:** 766 mm / 30.1"
- Overall Height:** 768 mm / 30.2"
- Seat Width A:** 1050 mm / 41.3"
- Seat Width B:** 1400 mm / 55.1"
- Seat Depth:** 612 mm / 24"
- Seat Width:** 350 mm / 13.7"
- Seat Height:** 440 mm / 17.3"
- Arm Height:** 635 mm / 25"
- Arm Width A:** 200 mm / 7.8"
- Arm Width B:** 350 mm / 13.7"

For COM: Customer's Own Material
 22 meters/ 24.06 yards of fabric required.

For each seat: 2.5 meters / 2.73 yards

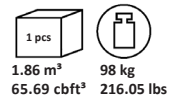

Product Description:

Dilim units feature a steel structure interior frame. The MDF-core upholstery consists of various density foams and selected fabrics. The base features plastic glides in all models. Electrical units feature 2 power outlets and 2 USB ports with a 220 V plug.

TECHNICAL DRAWINGS



DILIM S0 DK+ADS105+PK+ADS105+DK



Dimensions:

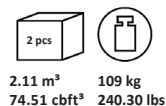

Overall Width: 2850 mm / 112.2"
Overall Depth: 766 mm / 30.1"
Overall Height: 768 mm / 30.2"
Seat Width A: 1050 mm / 41.3"
Seat Width B: 1050 mm / 41.3"
Seat Depth: 612 mm / 24"
Seat Width: 350 mm / 13.7"
Seat Height: 440 mm / 17.3"
Arm Height: 635 mm / 25"
Arm Width A: 200 mm / 7.8"
Arm Width B: 350 mm / 13.7"

For COM: Customer's Own Material
 11 meters/ 12.03 yards of fabric required.
 For each seat: 2.5 meters / 2.73 yards

Product Description:

Dilim units feature a steel structure interior frame. The MDF-core upholstery consists of various density foams and selected fabrics. The base features plastic glides in all models. Electrical units feature 2 power outlets and 2 USB ports with a 220 V plug.

DILIM S0 DK+ADS105+PK+ADS140+DK



Dimensions:

Overall Width: 3200 mm / 125.9"
Overall Depth: 766 mm / 30.1"
Overall Height: 768 mm / 30.2"
Seat Width A: 1050 mm / 41.3"
Seat Width B: 1400 mm / 55.1"
Seat Depth: 612 mm / 24"
Seat Width: 350 mm / 13.7"
Seat Height: 440 mm / 17.3"
Arm Height: 635 mm / 25"
Arm Width A: 200 mm / 7.8"
Arm Width B: 350 mm / 13.7"

For COM: Customer's Own Material
 22 meters/ 24.06 yards of fabric required.
 For each seat: 2.5 meters / 2.73 yards

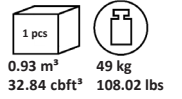

Product Description:

Dilim units feature a steel structure interior frame. The MDF-core upholstery consists of various density foams and selected fabrics. The base features plastic glides in all models. Electrical units feature 2 power outlets and 2 USB ports with a 220 V plug.

TECHNICAL DRAWINGS



DILIM S0 AS140KNP



Dimensions:

- Overall Width:** 1400 mm / 55.1"
- Overall Depth:** 819 mm / 32.2"
- Overall Height:** 1199 mm / 47.2"
- Seat Depth:** 649 mm / 25.5"
- Seat Width:** 350 mm / 13.7"
- Seat Height:** 440 mm / 17.3"

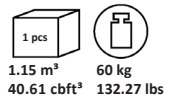

For COM: Customer's Own Material
13 meters/ 14.22 yards of fabric required.

For each seat: 3.25 meters / 3.60 yards

Product Description:

Dilim units feature a steel structure interior frame. The MDF-core upholstery consists of various density foams and selected fabrics. The base features plastic glides in all models.

DILIM S0 AS175KNP



Dimensions:

- Overall Width:** 1750 mm / 68.9"
- Overall Depth:** 819 mm / 32.2"
- Overall Height:** 1199 mm / 47.2"
- Seat Depth:** 649 mm / 25.5"
- Seat Width:** 350 mm / 13.7"
- Seat Height:** 440 mm / 17.3"

For COM: Customer's Own Material
16.5 meters/ 18.04 yards of fabric required.

For each seat: 3.25 meters / 3.60 yards

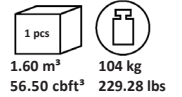

Product Description:

Dilim units feature a steel structure interior frame. The MDF-core upholstery consists of various density foams and selected fabrics. The base features plastic glides in all models.

TECHNICAL DRAWINGS



DILIM S0 CT140KNP



Dimensions:

Overall Width: 1400 mm / 55.1"
Overall Depth: 1404 mm / 55.2"
Overall Height: 766 mm / 30.1"
Seat Depth: 606 mm / 23.8"
Seat Width: 350 mm / 13.7"
Seat Height: 440 mm / 17.3"

For COM: Customer's Own Material

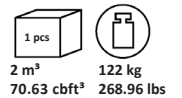

17 meters/ 18.59 yards of fabric required.

For each seat: 4.25 meters / 4.70 yards

Product Description:

Dilim units feature a steel structure interior frame. The MDF-core upholstery consists of various density foams and selected fabrics. The base features plastic glides in all models.

DILIM S0 CT175KNP



Dimensions:

Overall Width: 1750 mm / 68.9"
Overall Depth: 1404 mm / 55.2"
Overall Height: 766 mm / 30.1"
Seat Depth: 606 mm / 23.8"
Seat Width: 350 mm / 13.7"
Seat Height: 440 mm / 17.3"

For COM: Customer's Own Material

21 meters/ 22.96 yards of fabric required.

For each seat: 4.25 meters / 4.70 yards

Product Description:

Dilim units feature a steel structure interior frame. The MDF-core upholstery consists of various density foams and selected fabrics. The base features plastic glides in all models.


TECHNICAL DRAWINGS



DILIM S0 RADS74KNP

1 pcs
0.53 m³
18.72 cbft³

15 kg
33.07 lbs



Dimensions:

- Overall Width:** 737 mm / 29"
- Overall Depth:** 750 mm / 29.5"
- Overall Height:** 770 mm / 30.3"
- Seat Depth:** 600 mm / 23.6"
- Seat Height:** 440 mm / 17.3"
- Seat Width:** 384 mm / 15.1"

For COM: Customer's Own Material
3.5 meters/ 3.83 yards of fabric required.

Product Description:


Dilim units feature a steel structure interior frame. The MDF-core upholstery consists of various density foams and selected fabrics. The base features plastic glides in all models.



DILIM S0 RADS143KNP

1 pcs
1.10 m³
38.85 cbft³

29 kg
63.93 lbs



Dimensions:

- Overall Width:** 1346 mm / 52.9"
- Overall Depth:** 832 mm / 32.7"
- Overall Height:** 770 mm / 30.3"
- Seat Depth:** 600 mm / 23.6"
- Seat Width:** 673 mm / 26.5"
- Seat Height:** 440 mm / 17.3"

For COM: Customer's Own Material
5 meters/ 5.47 yards of fabric required.

For each seat: 2.5 meters / 2.73 yards

Product Description:

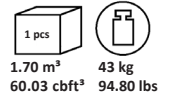

Dilim units feature a steel structure interior frame. The MDF-core upholstery consists of various density foams and selected fabrics. The base features plastic glides in all models.



TECHNICAL DRAWINGS



DILIM S0 RADS203KNP



Dimensions:

Overall Width: 1988 mm / 78.2"
Overall Depth: 944 mm / 37.1"
Overall Height: 770 mm / 30.3"
Seat Depth: 600 mm / 23.6"
Seat Width: 673 mm / 26.5"
Seat Height: 440 mm / 17.3"

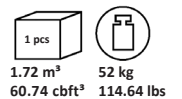

For COM: Customer's Own Material
7.5 meters/ 8.20 yards of fabric required.

For each seat: 2.5 meters / 2.73 yards

Product Description:

Dilim units feature a steel structure interior frame. The MDF-core upholstery consists of various density foams and selected fabrics. The base features plastic glides in all models.

DILIM S0 AGT199KNP



Dimensions:

Overall Width: 1897 mm / 74.6"
Overall Depth: 908 mm / 35.7"
Overall Height: 811 mm / 31.9"
Seat Depth: 564 mm / 22.2"
Seat Width: 674 mm / 26.5"
Seat Height: 483 mm / 19"

For COM: Customer's Own Material
7.5 meters/ 8.20 yards of fabric required.

For each seat: 2.5 meters / 2.73 yards

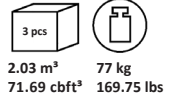


Product Description:

Dilim units feature a steel structure interior frame. The MDF-core upholstery consists of various density foams and selected fabrics. The base features plastic glides in all models.

TECHNICAL DRAWINGS



DILIM S0 YD02YS140YD02



2.03 m³ 77 kg
71.69 cbft³ 169.75 lbs

Dimensions:

- Overall Width:** 1520 mm / 59.8"
- Overall Depth:** 820 mm / 32.2"
- Overall Height:** 1499 mm / 59"
- Side Panel Width:** 60 mm / 2.3"
- Seat Width:** 350 mm / 13.7"
- Seat Depth:** 640 mm / 25.2"
- Seat Height:** 440 mm / 17.3"

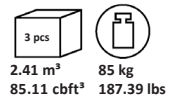

For COM: Customer's Own Material
17 meters/ 18.59 yards of fabric required.

For each seat: 3.25 meters / 3.55 yards

Product Description:

Dilim units feature a steel structure interior frame. The MDF-core upholstery consists of various density foams and selected fabrics. The side panels have MDF interior structures and get upholstered in selected fabrics. The base features plastic glides in all models.

DILIM S0 YD02YS175YD02



2.41 m³ 85 kg
85.11 cbft³ 187.39 lbs

Dimensions:

- Overall Width:** 1870 mm / 73.6"
- Overall Depth:** 820 mm / 32.2"
- Overall Height:** 1499 mm / 59"
- Side Panel Width:** 60 mm / 2.3"
- Seat Width:** 350 mm / 13.7"
- Seat Depth:** 640 mm / 25.2"
- Seat Height:** 440 mm / 17.3"

For COM: Customer's Own Material
20 meters/ 21.87 yards of fabric required.

For each seat: 3.25 meters / 3.55 yards

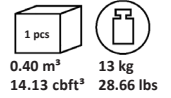

Product Description:

Dilim units feature a steel structure interior frame. The MDF-core upholstery consists of various density foams and selected fabrics. The side panels have MDF interior structures and get upholstered in selected fabrics. The base features plastic glides in all models.

TECHNICAL DRAWINGS



DILIM S0 KSP72PUF



Dimensions:

Width: 707 mm / 27.8"

Depth: 707 mm / 27.8"

Height: 437 mm / 17.2"

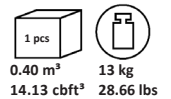
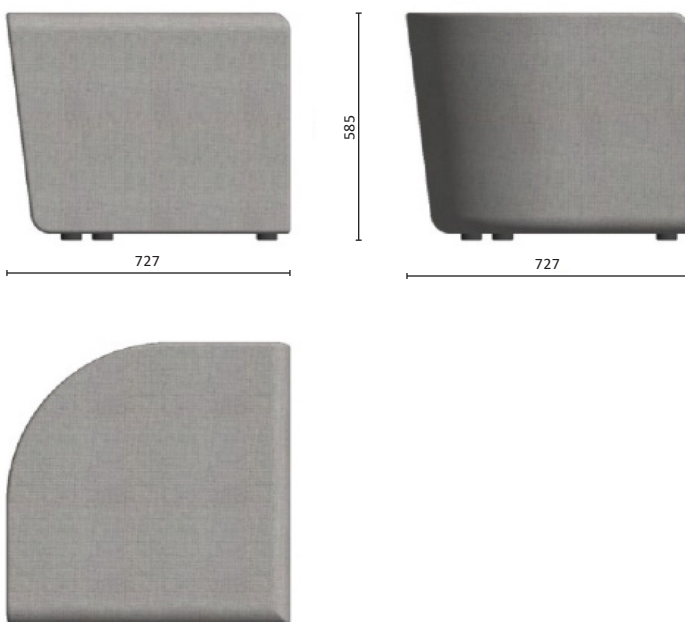
For COM: Customer's Own Material

2.5 meters/ 2.73 yards of fabric required.

Product Description:

Dilim units feature a steel structure interior frame. The MDF-core upholstery consists of various density foams and selected fabrics. The base features plastic glides in all models.

DILIM S0 KSP74PUF



Dimensions:

Width: 727 mm / 28.6"

Depth: 727 mm / 28.6"

Height: 585 mm / 23"

For COM: Customer's Own Material

3 meters/ 3.28 yards of fabric required.

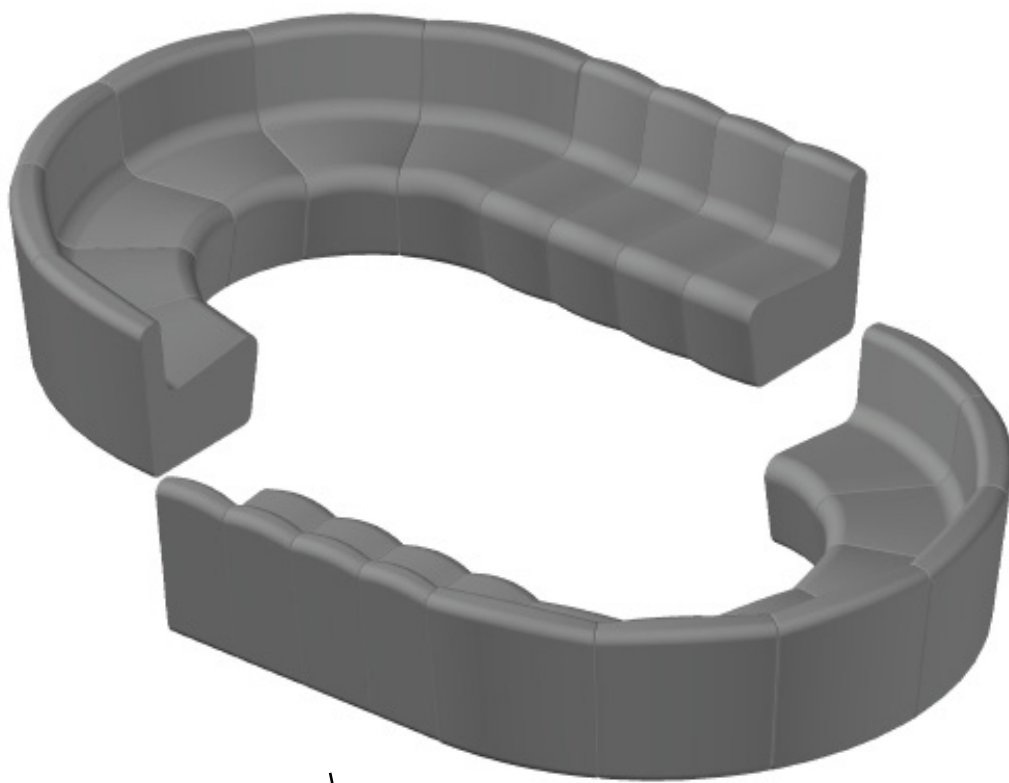
Product Description:

Dilim units feature a steel structure interior frame. The MDF-core upholstery consists of various density foams and selected fabrics. The base features plastic glides in all models.

PRODUCT APPLICATION

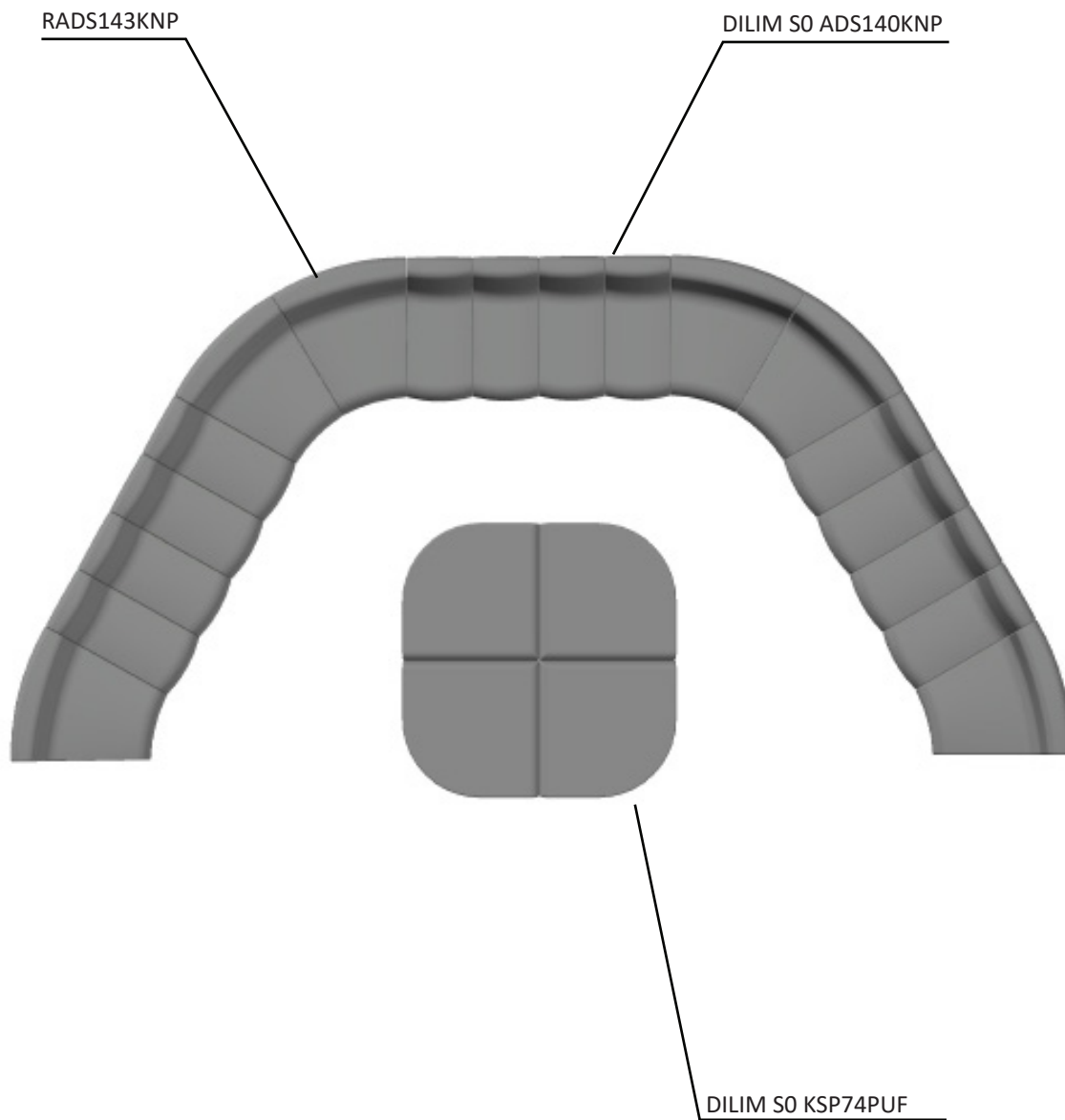


RADS203KNP



DILIM S0 ADS140KNP

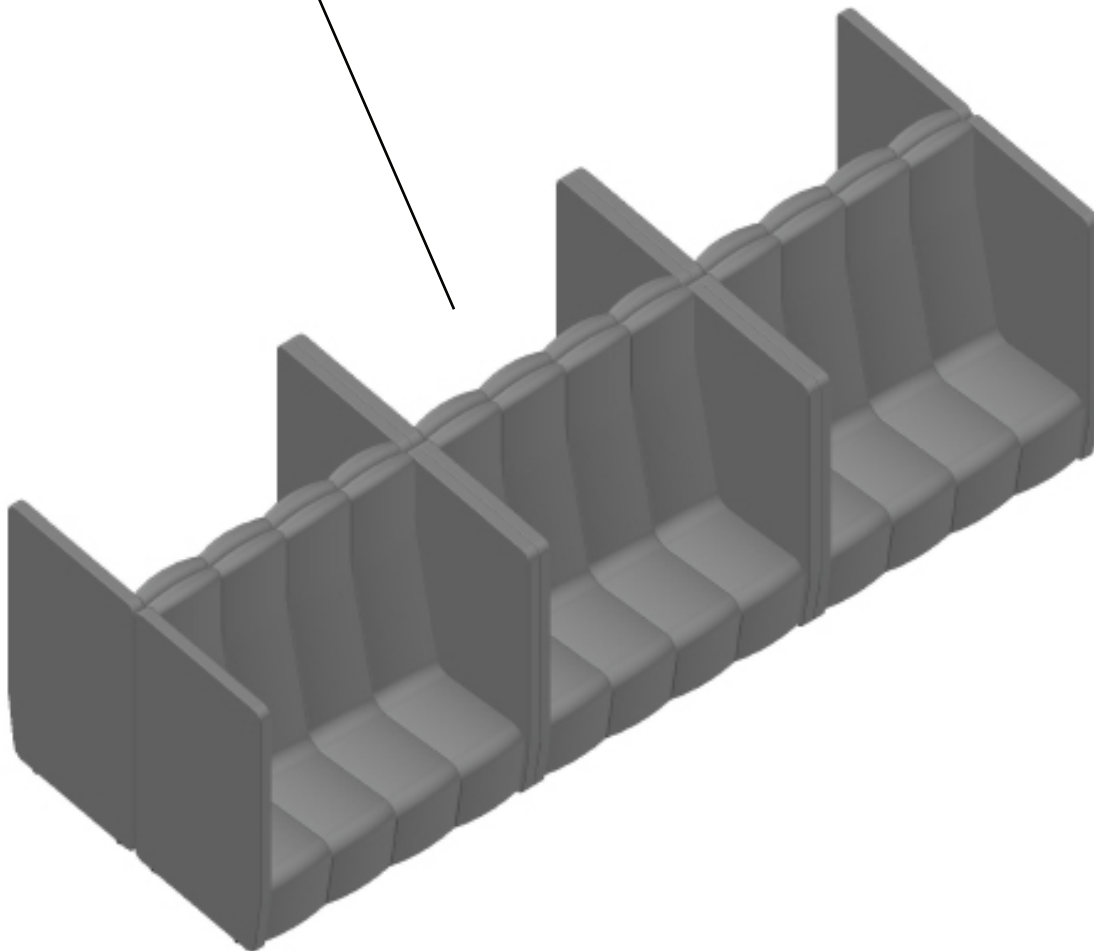
PRODUCT APPLICATION



PRODUCT APPLICATION



DILIM SO AS140KNP



∴ koleksiyon