

TOLA

Designed by
f/p Design



VALUE PROPOSAL



Tola office chairs epitomize a sophisticated solution tailored for corporate environments, seamlessly marrying aesthetic allure with ergonomic excellence. Noteworthy for its visually pleasing design and cocooning comfort, Tola stands as a testament to refined office seating.

TOLA

Designed by **f/p Design**

PRODUCTION TIME



6-8 weeks + Shipping

ASSEMBLY NOTES



The product is delivered assembled.

WARRANTY



The warranty period shall be two years as of the date of delivery of the product.

Any malfunction that arises out of such use of the product that is in breach of the requirements and specifications set forth within the relevant user's manual shall be excluded from the warranty scope.

Warranty does not apply to customer's own fabric, leather, or other materials.

CLEANING & MAINTENANCE



Clean with a damp cloth with no chemical agents.

The maintenance and cleaning instructions for fabric, wood, marble, glass, metal and plastic used in our products are available in the cleaning and maintenance manual.

*Please scan the QR code to see the cleaning and maintenance manual.



COLORS & MATERIALS



Seat: Selected fabrics or leathers

Base: Chrome plated column and five-star base

Tola Chair series supports following upholsteries of the Koleksiyon colours and materials catalogue.
Please scan the QR code to see the fabric information.



Fabrics

- A** Istanbul
- B** Era
Alba
- C** Jeans
Jet
Torino
Rivet
Furnilana
- D** Main Line Flax
Synergy
- E** Iseo
Matera
Reflect
Clara 2
- F** Craggan Flax
Oceanic
Memory 2
Steelcut Trio 3
Encircle

Leathers

- Genuine Leathers A
- Genuine Leathers B
- Genuine Leathers C
- Artificial Leathers

Metal Finish



CHROME

TYPOLOGY



Task Chairs



TOLA S1
OPERATOR CHAIR



TOLA S1
MANAGER CHAIR



TOLA S1
EXECUTIVE CHAIR

Meeting Chairs



TOLA S1
OP MEETING CHAIR



TOLA S1
MN MEETING CHAIR

Visitor Chairs



TOLA S1
VISITOR CHAIR PNG

TECHNICAL DRAWINGS

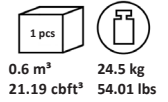


TOLA S1 EXECUTIVE CHAIR



Dimensions:

- Overall Width:** 697 mm / 27.4"
- Overall Depth:** 682 mm / 26.9"
- Overall Height:** 1189-1297 mm / 46.8- 51"
- Seat Width:** 505 mm / 19.8"
- Seat Depth:** 451 mm / 17.8"
- Seat Height:** 453 mm-543 mm / 17.8- 21.4"
- Arm Height:** 591-699 mm / 23.3- 27.5"



For COM: Customer's Own Material
4 meters/4.37 yards of fabric required.

For COL: Customer's Own Leather
470 dm²/50.59 sq.ft of leather required.

Product Description:

- Steel frame structure with upholstered injected polyurethane shell
- High back task chair with height adjustable headrest
- Swivel mechanism
- Height adjustment
- Four function synchronous tilt mechanism
- Chrome plated aluminum five star base
- Soft floor compatible brake unloaded plastic casters

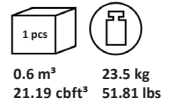
Casters for hard floor use are available, please specify and order separately.

TOLA S1 MANAGER CHAIR



Dimensions:

- Overall Width:** 697 mm / 27.4"
- Overall Depth:** 682 mm / 26.9"
- Overall Height:** 1104-1212 mm / 43.5- 47.7"
- Seat Width:** 505 mm / 19.9"
- Seat Depth:** 451 mm / 17.8"
- Seat Height:** 435-543 mm / 17.1- 21.4"
- Arm Height:** 591-699 mm / 23.3- 27.5"



For COM: Customer's Own Material
3.5 meters/3.83 yards of fabric required.

For COL: Customer's Own Leather
420 dm²/45.21 sq.ft of leather required.

Product Description:

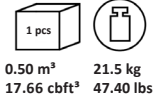
- Steel frame structure with upholstered injected polyurethane shell
- High back task chair
- Swivel mechanism
- Height adjustment
- Four function synchronous tilt mechanism
- Chrome plated aluminum five star base
- Soft floor compatible brake unloaded plastic casters

Casters for hard floor use are available, please specify and order separately.

TECHNICAL DRAWINGS



TOLA S1 OPERATOR CHAIR



Dimensions:

- Overall Width:** 697 mm / 27.4"
- Overall Depth:** 682 mm / 26.9"
- Overall Height:** 885-993 mm / 34.8-39"
- Seat Width:** 505 mm / 19.8"
- Seat Depth:** 451 mm / 17.8"
- Seat Height:** 421-529 mm / 16.6-20.8"
- Arm Height:** 591-699 mm / 23.3-27.5"

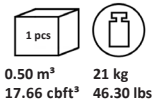
For COM: Customer's Own Material
3 meters/3.28 yards of fabric required.

For COL: Customer's Own Leather
370 dm²/39.83 sq.ft of leather required.

Product Description:

- Steel frame structure with upholstered injected polyurethane shell
 - Low back task chair
 - Swivel mechanism
 - Height adjustment
 - Four function synchronous tilt mechanism
 - Chrome plated aluminum five star base
 - Soft floor compatible brake unloaded plastic casters
- Casters for hard floor use are available, please specify and order separately.

TOLA S1 OP MEETING CHAIR



Dimensions:

- Overall Width:** 697 mm / 27.4"
- Overall Depth:** 682 mm / 26.9"
- Overall Height:** 909 mm / 35.8"
- Seat Width:** 505 mm / 19.9"
- Seat Depth:** 451 mm / 17.8"
- Seat Height:** 468 mm / 18.4"
- Arm Height:** 641 mm / 25.2"

For COM: Customer's Own Material
3 meters/3.28 yards of fabric required.

For COL: Customer's Own Leather
370 dm²/39.83 sq.ft of leather required.

Product Description:

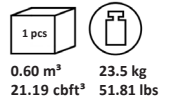
- Steel frame structure with upholstered injected polyurethane shell
- Low back meeting chair
- Swivel mechanism
- No height adjustment
- No tilt mechanism
- Chrome plated aluminum five star base
- Soft floor compatible brake unloaded plastic casters

Casters for hard floor use are available, please specify and order separately.

TECHNICAL DRAWINGS



TOLA S1 MN MEETING CHAIR



Dimensions:

- Overall Width:** 697 mm / 27.4"
- Overall Depth:** 682 mm / 26.9"
- Overall Height:** 1145 mm / 45"
- Seat Width:** 505 mm / 19.9"
- Seat Depth:** 451 mm / 17.8"
- Seat Height:** 460 mm / 18.1"
- Arm Height:** 630 mm / 24.8"

For COM: Customer's Own Material
3.5 meters/3.83 yards of fabric required.

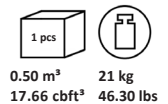
For COL: Customer's Own Leather
420 dm²/45.21 sq.ft of leather required.

Product Description:

- Steel frame structure with upholstered injected polyurethane shell
- High back meeting chair
- Swivel mechanism
- No height adjustment
- No tilt mechanism
- Chrome plated aluminum five star base
- Soft floor compatible brake unloaded plastic casters

Casters for hard floor use are available, please specify and order separately.

TOLA S1 VISITOR CHAIR PNG



Dimensions:

- Overall Width:** 700 mm / 27.6"
- Overall Depth:** 669 mm / 26.3"
- Overall Height:** 919 mm / 36.2"
- Seat Width:** 505 mm / 19.9"
- Seat Depth:** 451 mm / 17.8"
- Seat Height:** 464 mm / 18.3"
- Arm Height:** 651 mm / 25.6"

For COM: Customer's Own Material
3 meters/3.28 yards of fabric required.

For COL: Customer's Own Leather
370 dm²/39.83 sq.ft of leather required.

Product Description:

- Steel frame structure with upholstered injected polyurethane shell
- Low back visitor chair
- Swivel mechanism
- No height adjustment
- No tilt mechanism
- Chrome plated aluminum five star base
- Chrome plated glides, no casters

☺koleksiyon