

MONTE CRISTO S6 ARMCHAIR

Materials & Finishes;

- a- The lower wood structure and the legs are in ash solid wood, and the horizontal connecting beams are in solid beech wood.
- b- Seat and back have a metal inner structure covered with soft polyurethane injected foam.
- c- On the inner surface of the back support and on the seat, fiber backing is applied for comfort.
- d- The wood structure and legs are sanded and lacquered in natural wood finishes.
- e- The upholstery is fixed.


Assembly;

- f- Under the wooden legs, there are floor caps for protection.

Product Spect Sheet


KOLEKSİYON

MONTE CRISTO S6




639

726



686




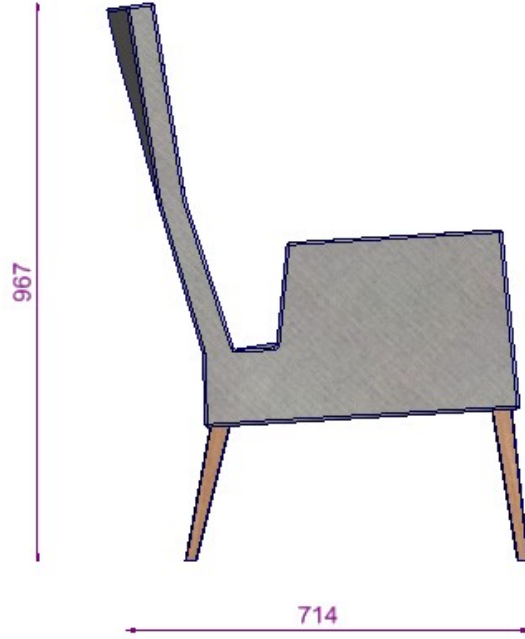

MONTE CRISTO S6 B2 KOLTUK

L:638 D:686 H:726mm

Product Spect Sheet

KOLEKSİYON

MONTE CRISTO S6



MONTE CRISTO S6 C2 KOLTUK

L:639 D:714 H:967mm